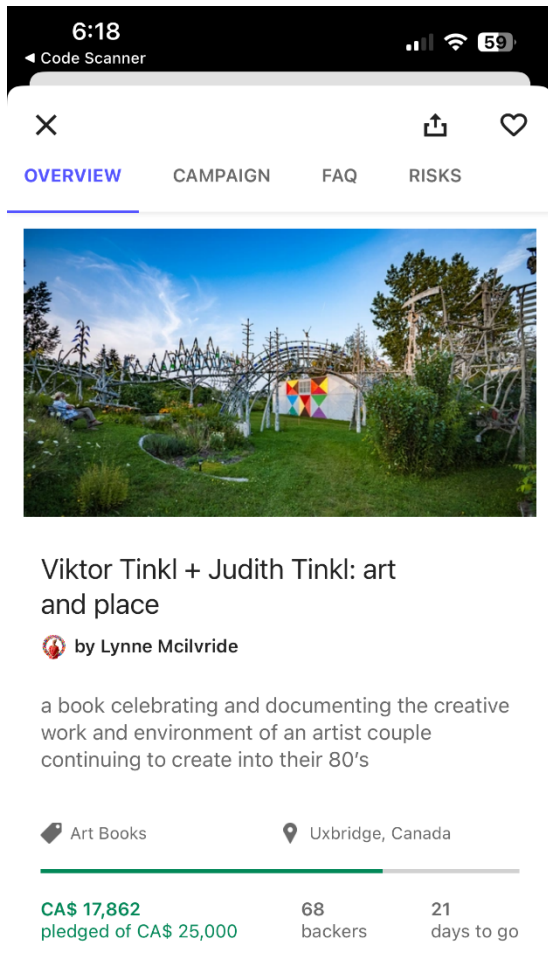


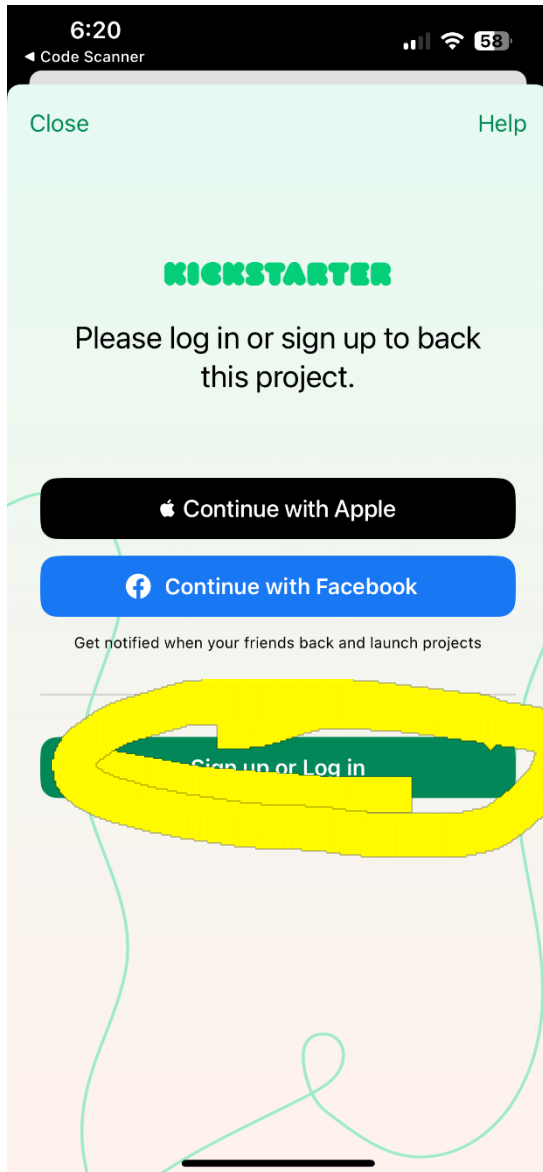
When first clicking on the kickstarter link you will be faced with the page below:

1. choose "back this project"

This will take you to the screen asking you to log in or if you do not already have an account to sign up



2. Here choose the signup or log in button:



3. If you have an account already then login.
4. If you don't have an account choose "sign up"

The screenshot shows the Kickstarter mobile app interface. At the top, the status bar displays the time 6:22, signal strength, Wi-Fi, and a 57% battery level. Below the status bar is a navigation bar with a "Cancel" button, the URL "kickstarter.com", and icons for a menu and refresh. The main content area features the "KICKSTARTER" logo in green. Below the logo is a "Log in" section with a title "Log in". It contains two input fields: "Email" and "Password". Below the "Password" field is a link "Forgot your password?". A green "Log in" button is positioned below the links. Underneath the button is a checked checkbox labeled "Remember me". Below this section is a "New to Kickstarter?" link, which is circled in red and has a yellow highlight. At the bottom of the form is a disclaimer: "This site is protected by reCAPTCHA and the Google Privacy Policy and Terms of Service apply." The bottom of the screen shows a mobile navigation bar with back, forward, and share icons.

6:22

Cancel kickstarter.com

KICKSTARTER

Log in

Email

Password

[Forgot your password?](#)

Log in

☒ Remember me

New to Kickstarter?

This site is protected by reCAPTCHA and the Google [Privacy Policy](#) and [Terms of Service](#) apply.

5. Here is where you create the account, don't forget to choose I am not a robot or else it will error.

6:18
◀ Merlin Bird ID kickstarter.com

KICKSTARTER

Viktor Tinkl + Judith Tinkl: art and place
by Lynne McIlvride

Create an account


Name

Email

Password

☐ Send me a weekly mix of handpicked projects, plus occasional Kickstarter news

☐ Contact me about participating in Kickstarter research

 reCAPTCHA
Privacy - Terms

Create account

By signing up, you agree to our [Privacy Policy](#). [Cookie](#)

6. After you create the account, you will need to verify your email through an email from Kickstarter you will receive. Complete verification then sign in.

- After you sign in with your newly created account follow the prompts to pledge amount.

11:08

www.kickstarter.com

Select your reward

Pick which reward you'd like to pledge for

Pledge without a reward

Support the project for no reward, just because it speaks to you.

\$10

^

v

Available rewards

Ships to

Canada

Signed BOOK

CA\$ 200 +CA\$ 0 shipping ⓘ

49 backers 151 of 200 available

with donations of \$200.00 or more get a free signed copy of the BOOK

Ships to Only certain countries |

Estimated delivery Sep 2026

Includes

1

Book signed by Viktor and Judith

Pledge CA\$ 200

- Click on one of the pledge options and you will need to add a credit card to complete.

Confirm your payment method

We won't charge you at this time. If the project reaches its funding goal, your payment method will be charged when the campaign ends. You'll receive a confirmation email at [REDACTED] when your pledge is successfully processed.

Any shipping costs and applicable taxes will be charged separately, when the creator is ready to begin fulfillment.

Payment

Card number

1234 1234 1234 1234



Expiration date

MM / YY

Security code

CVC



Country

Canada



Postal code

M5T 1T4

☐

Remember this payment method

After your credit card is added you can confirm pledge amount.

This amount can also be changed under “manage pledge” on the home screen after logging in. This might only be available on desktop/laptop version of the app and not the mobile version.